



Reducing County-Wide Divorce Rates

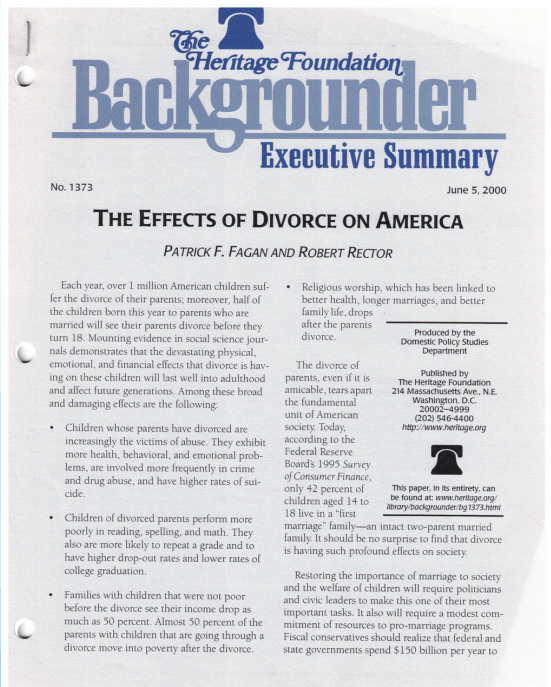
Dennis Stoica

The Community Marriage
Initiatives Fund

DJStoica@gmail.com

July 12, 2022
2022 NARME Summit
Salt Lake City

1



The Heritage Foundation
Backgrounder
Executive Summary

No. 1373 June 5, 2000

THE EFFECTS OF DIVORCE ON AMERICA
PATRICK F. FAGAN AND ROBERT RECTOR

Each year, over 1 million American children suffer the divorce of their parents; moreover, half of the children born this year to parents who are married will see their parents divorce before they turn 18. Mounting evidence in social science journals demonstrates that the devastating physical, emotional, and financial effects that divorce is having on these children will last well into adulthood and affect future generations. Among these broad and damaging effects are the following:

- Children whose parents have divorced are increasingly the victims of abuse. They exhibit more health, behavioral, and emotional problems, are involved more frequently in crime and drug abuse, and have higher rates of suicide.
- Children of divorced parents perform more poorly in reading, spelling, and math. They also are more likely to repeat a grade and to have higher drop-out rates and lower rates of college graduation.
- Families with children that were not poor before the divorce see their income drop as much as 50 percent. Almost 50 percent of the parents with children that are going through a divorce move into poverty after the divorce.
- Religious worship, which has been linked to better health, longer marriages, and better family life, drops after the parents divorce.

The divorce of parents, even if it is amicable, tears apart the fundamental unit of American society. Today, according to the Federal Reserve Board's 1995 Survey of Consumer Finance, only 42 percent of children aged 14 to 18 live in a "first marriage" family—an intact two-parent married family. It should be no surprise to find that divorce is having such profound effects on society.

Restoring the importance of marriage to society and the welfare of children will require politicians and civic leaders to make this one of their most important tasks. It also will require a modest commitment of resources to pro-marriage programs. Fiscal conservatives should realize that federal and state governments spend \$150 billion per year to

Produced by the Domestic Policy Studies Department

Published by The Heritage Foundation 214 Massachusetts Ave., N.E. Washington, D.C. 20002-4999 (202) 546-4400 <http://www.heritage.org>

This paper, in its entirety, can be found at: www.heritage.org/library/backgrounder/1373.html

The Effects of Divorce on America

Pat Fagan & Robert Rector

The Heritage Foundation

June, 2000

2

Social Issues Impacted by Marriage/Divorce



3

“When men and women fail to form stable marriages, the first result is a vast expansion of government attempts to cope with the terrible social needs that result. There is scarcely a dollar that the state and federal government spends on social programs that is not driven, in large part, by family fragmentation: crime, poverty, drug abuse, teen pregnancy, school failure, mental and physical health problems.”

- Maggie Gallagher

In this book, Maggie Gallagher and Linda Waite make a compelling case for a sacred union. — William J. Bennett, author of *The Book of Virtues*

The Case for Marriage



Why Married People Are Happier, Healthier, and Better Off Financially

Linda J. Waite and Maggie Gallagher

4

How much does the average divorce cost taxpayers?

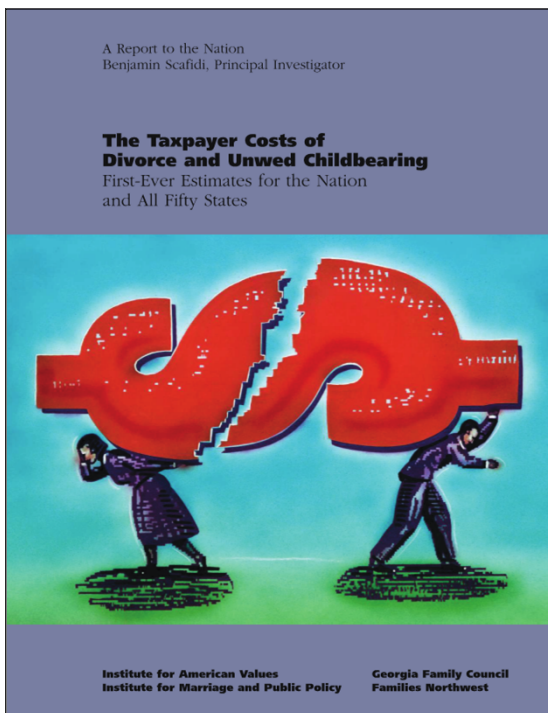


“In summary, it is estimated that, in the state of Utah, divorce and its financial consequences total some \$414 million dollars per year for both individuals and government agencies. An estimated \$300 million is the direct and indirect costs to the state and local government, while the remaining expenditures constitute direct costs to the divorced individuals, their families, and religious and charitable organizations. **This averages out to roughly \$30,000 in direct and indirect costs per divorce for the state of Utah and related federal expenditures.**”

The \$30,000 estimate was calculated using 2001 cost figures.
 \$30,000 in 2001 dollars is equivalent to \$50,000 in 2022 dollars
\$40,000 in 2022 dollars is a conservative estimate, per Dr. Schramm

Source: Individual and Social Costs of Divorce in Utah, by David G.Schramm-published in Journal of Family and Economic Issues, Vol. 27 (1), Spring 2006

5



“We estimate that family fragmentation costs U.S. taxpayers *at least \$112 billion each and every year.*”

“These costs arise from increased taxpayer expenditures for antipoverty, criminal justice, and education programs, and through lower levels of taxes paid by individuals who, as adults, earn less because of reduced opportunities as a result of having been more likely to grow up in poverty.”

6

A Curious Puzzle...

Why is it:

That with all the studies we just reviewed,
and all the money spent to deal with the aftermath
of divorce and family fragmentation....
That we as a field have had such a hard time raising
private funding for our efforts?

7

I asked that question to an
influential leader in the field
of Philanthropy



David Riggs
VP of Philanthropic Strategy
Philanthropy Roundtable

8

“Philanthropists are not stupid, Dennis. Many philanthropists understand that the breakdown of the American family is the root cause of most of our social problems. However, it is widely believed to be an intractable problem. And most philanthropists are pragmatic – and therefore unwilling to throw away money on a problem that doesn’t have a solution. Once your field demonstrates that you have a solution to that problem, you will never need to worry about funding again because funders across the country will be lining up to give your field money to invest in these types of projects.”



David Riggs
VP of Philanthropic Strategy
Philanthropy Roundtable
March 2016

9

But might we now have a solution...?

In the form of a PARTICULAR TYPE of a Community Marriage Initiative (CMI)?

- Developed and piloted, starting in 2002 – in Orange County, CA
- Successfully replicated in 2 other counties (Fresno, CA & Duval, FL)
- Currently being field-tested in 7 additional counties – QED evaluation

10

Comparing the First 3 CMI Projects

	County	Orange, CA	Fresno, CA	Duval, FL
1	Years of Intervention	2003 to 2007	2007 to 2011	2016 to 2019
2	Average population	2,950,000	925,000	950,000
3	Average annual investment	\$375,000	\$275,000	\$950,000
4	\$ Investment/Year/Population	\$0.13	\$0.30	\$1.00

An interesting question: Will we see differences in # of reduced divorces based upon the different funding levels across the 3 counties?

11

Yes! Spending Levels Appear to Have a Major Impact!

	County	Orange, CA	Fresno, CA	Duval, FL
1	Years of Intervention	2003 to 2007	2007 to 2011	2016 to 2019
2	Average population	2,950,000	925,000	950,000
3	Average annual investment	\$375,000	\$275,000	\$950,000
4	\$ Investment / Year / Population	\$0.13	\$0.30	\$1.00
5	AVG # Divorces - 4 Years Prior	12,064	4,124	3,798
6	AVG # Divorces - 4 Years After	11,632	3,868	2,953
7	Fewer Divorces in Target Counties	432	256	845
8	% Change in Target Counties	-3.6%	-6.2%	-22.2%

12

FUN FACT!

During this timeframe, Orange County accounted for 8% of the population of the state of California...

13

FUN FACT!

During this timeframe, Orange County accounted for 8% of the population of the state of California...

and 72% of the total number of reduced divorces in the state.

14

Can We Estimate the Cost Savings From These 3 Projects?

	County	Orange, CA	Fresno, CA	Duval, FL
7	Fewer Divorces in Target Counties	432	256	845
8	% Change in Target Counties	-3.6%	-6.2%	-22.2%
9	Fewer Divorces in rest of the state	163	1029	2,715
10	% Change in rest of the state	-0.1%	-0.5%	-3.5%
11	Net Change %	-3.5%	-5.7%	-18.7%
12	Reduction above rest of the state	419	235	712

Yes – but only after adjusting for the naturally occurring decline in divorces occurring throughout the state.

15

Total Annual Cost Savings From the 3 CMI Projects = \$46 million

	County	Orange, CA	Fresno, CA	Duval, FL
7	Fewer Divorces in Target Counties	432	256	845
8	% Change in Target Counties	-3.6%	-6.2%	-22.2%
9	Fewer Divorces in rest of the state	163	1029	2,715
10	% Change in rest of the state	-0.1%	-0.5%	-3.5%
11	Net Change %	-3.5%	-5.7%	-18.7%
12	Reduction above rest of the state	419	235	712
13	Cost savings per divorce	\$31.5K	\$33.2K	\$35.7K
14	Annual taxpayer cost savings	\$13.2 million	\$7.8 million	\$25.4 million

Total of 1,366 fewer divorces per year = \$46 million/year in cost savings

16

This \$46 Million in Annual Savings More Than Pays For All the Current Federal Adult Marriage Grants

Summary of Federal HMRF Grants

Grant Area	Adult Marriage	Youth	Fatherhood	TOTAL
Grant Name	FRAMEWorks	READY4Life	FIRE	
# of Grantees	41	27	68	136
\$ Funding / Year	\$36 MM	\$24 MM	\$60 MM	\$120 MM

HMRF = Healthy Marriage & Responsible Fatherhood

Source = 2020 Opportunity Funding Announcements for the HMRF Grants

17

These 3 CMI Projects Provide Average Cost Savings Equal to 32x Their Investments

	County	Orange, CA	Fresno, CA	Duval, FL	TOTAL
14	Annual taxpayer cost savings	\$13.2 million	\$7.8 million	\$25.4 million	\$46.4 million
15	Total 4-Year Investment	\$1.5 million	\$1.1 million	\$3.2 million	\$5.8 million
16	Total 4-Year Savings	\$52.8 million	\$31.2 million	\$101.6 million	\$185.6 million
17	# of Times Investment Returned	35x	28x	32x	32x

18

2 Questions Worth Asking

- #1 - What makes this model so much more effective than anything else that has been tried?
- #2 - How many people in this room might be interested in receiving a grant to begin to implement a model that could have impacts like this in your community?

19

Core of CMI Model

#1 - INCREASE
SUPPLY OF RME

#2 - INCREASE
DEMAND FOR RME

#3 - WEBSITE CLEARINGHOUSE

- How the Increased Demand Finds the Increased Supply

CMI=Community Marriage Initiative. RME=Relationship and Marriage Education

20

#1 - Increase Supply

OVERALL THEME:

“FLOOD THE MARKET WITH MARRIAGE-RELATED PROGRAMS AND RESOURCES”

TWO APPROACHES

DIRECT DELIVERY OF HIGH QUALITY SKILL-BASED PROGRAMS

- Orange: Relationship Enhancement (RE)
- Fresno: Mastering the Mysteries of Love (MML)
- Duval: Adventures in Marriage (AIM)

PLANT MARRIAGE MINISTRIES/PROGRAMS

“We empower local churches/organizations to implement highly effective, self-sustaining marriage ministries/programs – balanced between Vision, Skills, and Support - across all the ages and stages of the marital life cycle”

21

Flooding Orange County with Marriage Programs- 40 offered in a single month.

February 2005 Calendar - of O.C. Marriage-Related Programs* (Open to the Public) (Page 1 of 2)

Marriage Enrichment - For Established Marriages		
World Class Marriage Online	Feb 1 to March 14	Patty Howell (949) 679-3960 info@marriage4d.org
Hour Home Marriage Education Institute	\$339	
HomeBuilders University Irvine	Tue's, Feb 7 to March 15 7:00 to 8:15 PM	Cindy Western (949) 424-7000 ext. 300 CWWestern@marrierschurch.org
Manners Church	N/C	
Keeping The Marriage Alive Lake Forest	Thurs's Feb 3 to April 7 8:45 PM to 9:00 PM	Sue (949) 609-8389 Sue@Saddlesback.net
Saddlesback Church	\$40	
Keeping the WOW in your WOW Rolling Hills Estate	Fri, Feb 4 7:00 PM to 9:00 PM	Pastor Andy Noch (714) 521-2021 Andy@frc.net
Rolling Hills Covenant Church		
Marriage Encounter Weekend Santa Ana	Feb 4 to 6 Full Weekend	George & Rosa Dutille (949) 502-3415 gsd32@cox.net
Catholic Marriage Encounter	\$50 reg'n fee + donation	
Thrivng Marriage	Sat, Feb 5 11:30 AM to 4:00 PM	Laura Almer (949) 645-4540 www.thrivngfamilies.com
Also Viejo		
Contra Chris Catholic Christian Community	Sat, Feb 5 11:30 AM to 4:00 PM	www.thrivngfamilies.com
Cenitas		
Celebration of Marriage - Valentine's Dinner	Sat, Feb 5 6:00 PM to 10:00 PM	Artie Lee (949) 409-8000 art129@earthlink.net
Centros	ETS (includes dinner)	Alidressa@yahoo.com
First Evangelical Church of Centros		
Extreme Makeovers: Marriage Edition Anaheim	Sun's Feb 6 to Feb 27 Various Times	Pastor Shara Womack (714) 527-5165 SWWomack@knottayranch.org
Knott Avenue Christian Church	N/C	
Keeping the WOW in your WOW Sexuality!	Wed, Feb 9 7:00 PM	(949) 609-8000 art129@earthlink.net
Lake Forest		
Saddlesback Church		
Marriage Encounter Weekend	Feb 11 to 13 Full Weekend	Vic & Cathy Johnson (714) 961-8391 vic@frc.org
Marriage Encounter Weekend	Feb 11 to 13 Full Weekend	Niki & Susan Proha (952) 888-8470 nkiproha@aol.com
Friends Marriage Encounter	\$50 reg'n fee + donation	
Marriage Encounter Weekend	Feb 11 to 13 Full Weekend	Patricia Howell (760) 438-3960 pat.howell@aol.com
National Marriage Encounter (Interfaith/Ecumenical)	\$50 reg'n fee + donation	
World Class Marriage Valentine's Workshop	Sat Feb 12 9:30 am Feb 13 9:00 AM to 5:30 PM	
World Class Marriage	\$20	
Relationship Enhancement (RE)	Feb 12, 8:30 am to 5pm	Melanie Collins (714) 341-6618 MC@frc.org
Garden Grove	Plus next 4 Thurs evenings	
Manoella Park Family Resource Center	No charge (govt grant)	
Communication and Conflict Resolution	Sun's, Feb 13 to March 20 11:30 AM to 12:30 PM	Shari Moody (714) 257-4370 shari.moody@EVFreeFullerton.com
First Evangelical Free Church of Fullerton		
World Marriage Day Celebration	Sun, Feb 13 11:30 AM to 3:30 PM	Carlene Trapani (949) 679-3960 carlene.trapani@yahoo.com
Family Life Series	No charge	
Hope Family Cathedral		
Raising Caring Children	Sun, Feb 13 12:00 to 4:00 PM	Doreen Rick Sonia (916) 328-3584 www.thrivngfamilies.com
St. Margaret Mary Alabouque Church	\$10	
Marriage Connections	Sun, Feb 13 8 PM to 9 PM	Pastor Keith Davis (714) 251-0742 kcdavis@frc.org
Rolling Hills		
Celebration Christian Fellowship	No charge	
Family Life Series	No charge	
La Mirada		
Brooks University		
World Class Marriage Online	Feb 15 to March 28	Patty Howell (949) 679-3960 info@marriage4d.org
Hour Home Marriage Education Institute	\$339	
Sacred Marriage Seminar - by Gary Thomas Redlands	Fri, Feb 18 7 PM to 9 PM	Larry Shoemaker (949) 538-3333 lshoemaker@trinityonline.org
Trinity Church	Sat, Feb 19 9 AM to 9 PM	
Spanish Relationship Enhancement (RE)	\$60 (includes lunch)	
Santa Ana	Feb 19, 8:30 am to 5pm	Melanie Collins (714) 341-6618 MC@frc.org
Contra Family Resource Center	Plus next 4 Wed evenings	
Married Couples Class & Bible Study Capes Beach	Feb 19, 8:30 am to 9:30 am	Dale Tuttle (949) 325-0991 DaleT@cofcathedral.com
Cape Beach Calvary	\$40	

February 2005 Calendar - of O.C. Marriage-Related Programs* (Open to the Public) (Page 2 of 2)

For Singles		
Choose Happiness Now	Tues, Feb 1 6:30 PM	Dr. M.P. Wylie (949) 725-3366 mpw@journeytolove.com
Journey To Love	N/C	
Open Your Heart to Love	Tues, Feb 15 6:30 PM	Dr. M.P. Wylie (949) 725-3366 mpw@journeytolove.com
Unborn To Love	N/C	
For Engaged Couples		
Keeping The Marriage Alive Lake Forest	Thurs's Feb 3 to April 7 8:45 PM to 9:00 PM	Sue (949) 609-8389 Sue@Saddlesback.net
Saddlesback Church	\$40	
Engaged Encounter Weekend	Feb 11 to 13 Full Weekend	Kevin & Kelly Skarsky (909) 737-6399 kps@engagedencounter.com
Orange	\$240	
Catholic Engaged Encounter	Feb 28 to 27 Full Weekend	Kevin & Kelly Skarsky (909) 737-6399 kps@engagedencounter.com
Engaged Encounter Weekend	Feb 28 to 27 Full Weekend	
Tustin	\$240	
Catholic Engaged Encounter		
For Stepfamilies		
Rebuilders	Every Sunday morning 11:30 AM to 12:30 PM	Cent Gordon Taylor (949) 679-3960 cgtaylor@qigilator.com
Fullerton	N/C	
First Evangelical Free Church of Fullerton		
Stepfamily Ministry	Every Friday evening 7:00 PM to 8:00 PM	Nancy (714) 777-7303 Nancy@efrc.org
Yorba Linda Friends Church		
Remarriage Support Group	Sat, Feb 12 9:00 PM to 8:00 PM	Mary Jane & Bill Peterson (714) 606-1225 jape@forthe@aol.com
Fullerton	N/C	
First Evangelical Free Church of Fullerton		
Designing Dynamic Christian Stepfamilies	Sat, Feb 19 8:00 AM to 12:30 PM	www.cottonwood.org
Low Alamitos		
Cottonwood Christian Center	\$25 (includes breakfast)	
Today's Blended Families	Sat, Feb 19 9:00 AM to 7:00 PM	Tony & Tamara Richard (949) 544-5288 tonstamara@ccs.com
Inver		
Manners Church		
For Troubled Marriages		
Hope For My Marriage Support Group	Every Thursday Evening 7:00 PM to 9:00 PM	Confidential Center (952) 991-3023 HFM@ccs@aol.com
Yorba Linda	N/C	
Rose Drive Friends Church		
Keeping The Marriage Alive	Thurs's Feb 3 to April 7 8:45 PM to 9:00 PM	Sue (949) 609-8389 Sue@Saddlesback.net
Aw Freevet	\$40	
Saddlesback Church		
Marriage Builders Class	Thurs's Feb 10 to May 19 7:15 PM to 9:30 PM	Don or Mary Houser (952) 991-3023
Fullerton	\$25	
First Evangelical Church of Fullerton		
Marriage Encounter Weekend	Feb 11 to 13 Full Weekend	Don & Mary Houser (952) 991-3023
Fullerton		
Friends Marriage Encounter	\$50 reg'n fee + donation	Ann@frc.org
Relationship Enhancement (RE)	Feb 12, 8:30 am to 5pm	
Garden Grove	Plus next 4 Thurs evenings	
Magnoza Park Family Resource Center	No charge (govt grant)	
Communication and Conflict Resolution	Sun's, Feb 13 to March 20 11:30 AM to 12:30 PM	Shari Moody (714) 257-4370 shari.moody@EVFreeFullerton.com
Fullerton	N/C	
Spanish Relationship Enhancement (RE)	Feb 15, 8:30 am to 5pm	McCollins@ccc.org
Santa Ana	Plus next 4 Wed evenings	
Contra Family Resource Center	No charge (govt grant)	
The Third Option	Thurs even starting Feb 24 7:00 PM to 9:00 PM	Yon & Linda Morris (714) 894-8650 YLMorris@verizon.net
Yorba Linda	N/C (Donations requested)	
Orange County Healthy Marriages Coalition		

For More Information About OC Marriage Programs, Visit www.OCMarriage.org

22

#2 - Increase Demand for RME Programs

- **Traditional: Print Media, Billboards, Radio ads**
- **Digital: Micro-Targeted Facebook Ads**
- **Internal Demand - at the Individual Church / Agency**
- **Outside Referrals**

23

**Keep Your
Messages
Positive**


Adventures in Marriage Workshops

**Create the Marriage
You'll Love!** 

Adventures In Marriage.org

Funding for this project was provided by the United States Department of Health and Human Services, Administration for Children and Families, Grant #9080021. These services are available on a voluntary basis to all eligible persons, regardless of race, gender, age, disability or religion.

Adventures in Marriage Workshops

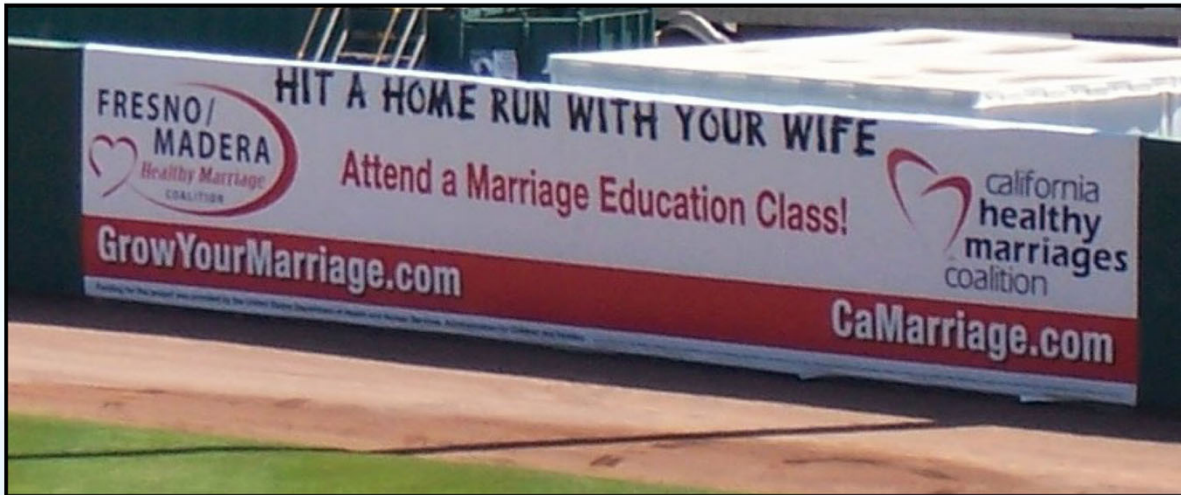
**Fall in Love with Your
Marriage!** 

Adventures In Marriage.org

Funding for this project was provided by the United States Department of Health and Human Services, Administration for Children and Families, Grant #9080021. These services are available on a voluntary basis to all eligible persons, regardless of race, gender, age, disability or religion.

24

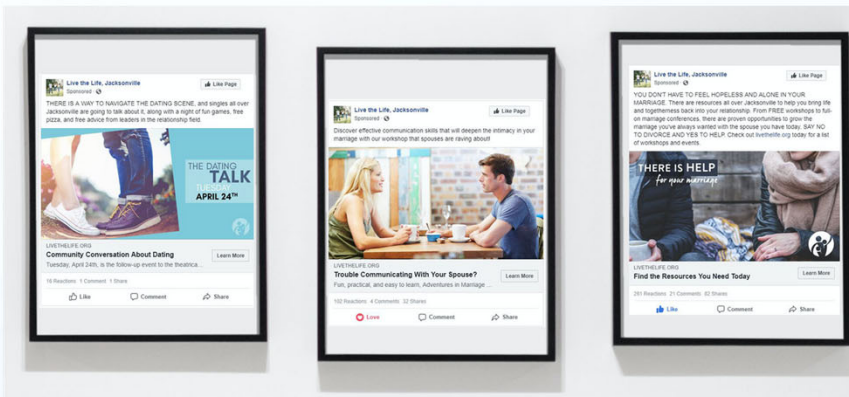
FRESNO HM COALITION Baseball Field Sign



25

Micro-targeted Facebook Ads

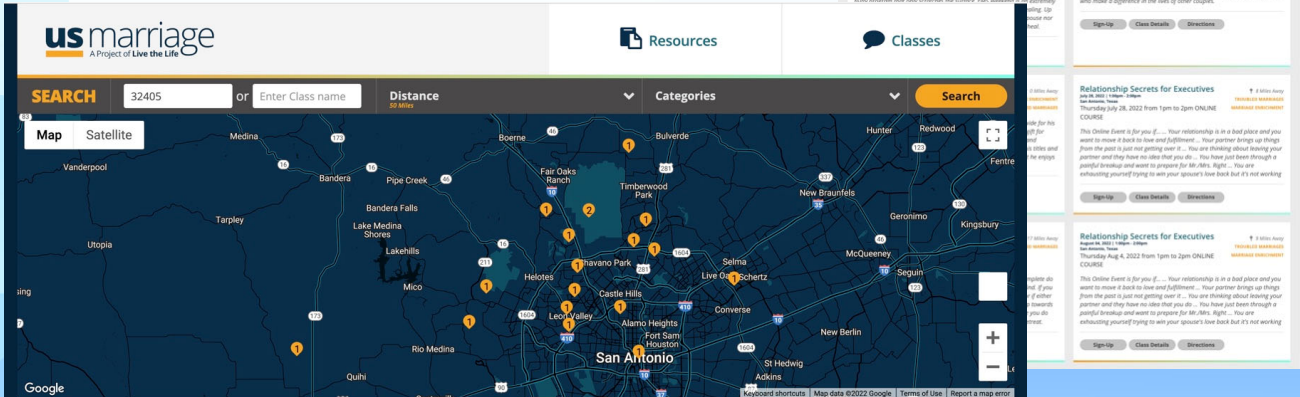
Duval : 5.1 million impressions in 2017 – most targeting high-risk couples



26


#3 - Website Clearinghouse

Where the Increased Demand Finds the Increased Supply



27

USMarriage.org is a modern day version of OCMarriage.org, which was launched in the fall of 2002



28

“It may be easier to reduce county-wide divorce rates than previously thought...”

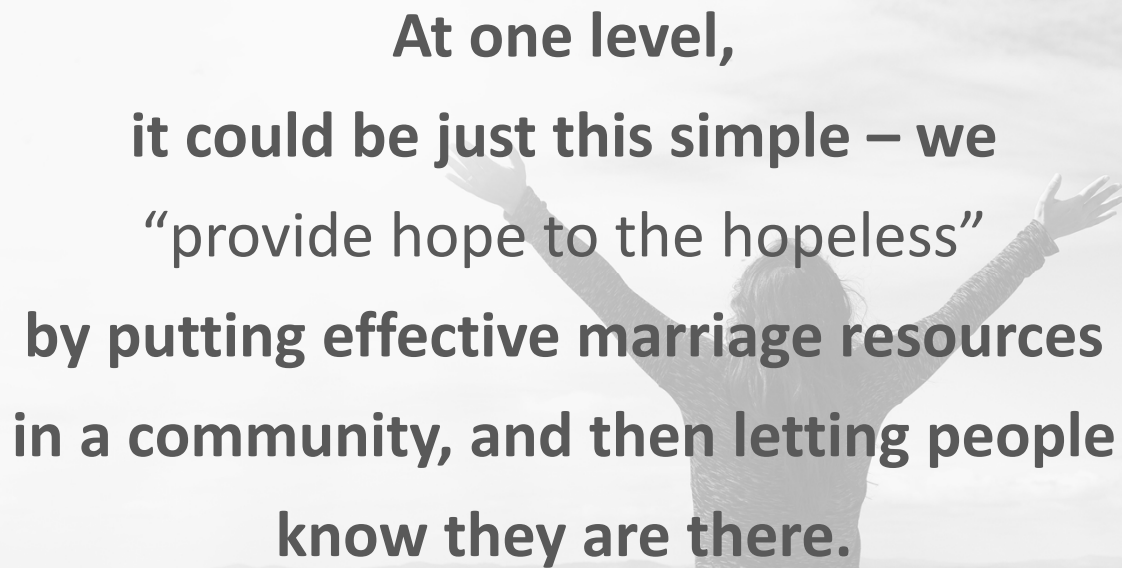


29

Observations from the field:

- Very few people ever really WANT to get a divorce.
- Divorces almost always occur because one or both people think their present situation is hopeless.

30



**At one level,
it could be just this simple – we
“provide hope to the hopeless”
by putting effective marriage resources
in a community, and then letting people
know they are there.**

31

Overview of CMI Fund Grant Opportunity

- Funding Amount: \$100,000 over 3 years (\$30K, \$50K, \$20K)
- Purpose:
 - Capacity-building
 - To prepare interested organizations / communities to implement this model
 - Seed capital – reduce the risk for next round of Funders
 - Help us (CMI Fund / SAMI / NARME) to further refine the model
- Provide 3 sets of Resources:
 - Funding of \$100,000 (over 3 years)
 - Group Training
 - Individual one-on-one Coaching for your project
- Application required – found on MarriageInitiatives.org
- Can fund up to 10 projects per year
 - Little Rock AR, Fresno CA, Charlotte NC awarded April 2022
- Next 2 application deadlines: August 10, 2022 and March 10, 2023

32

Introducing.....the "7 & 7" Project! QED Evaluation of the CMI Model

7 Intervention Counties			
Ranking By Divorce Rate*	County	2019 Rate	Population
1	Okaloosa	4.99	201,104
2	Calhoun	4.81	14,982
3	Bay	4.74	179,900
7	Walton	4.32	70,352
9	Baker	4.13	28,089
11	Wakulla	3.92	32,418
12	Nassau	3.91	85,135
TOTAL			611,980

7 Comparison Counties			
Ranking By Divorce Rate*	County	2019 Rate	Population
4	Monroe	4.71	73,253
5	Lafayette	4.64	8,613
6	Columbia	4.43	70,614
8	Desoto	4.17	35,718
10	Union	4.00	15,985
13	Osceola	3.84	368,678
14	Putman	3.83	73,012
TOTAL			645,873

*Divorce Rate is # of Completed Divorces per Thousand Population; QED = Quasi-Experimental Design; Source: FLHealthCharts.gov

33

Ranking of "7&7" Counties by 2019 Divorce Rate

Ranking	County	Rate*
1	Okaloosa	4.99
2	Calhoun	4.81
3	Bay	4.74
4	Monroe	4.71
5	Lafayette	4.64
6	Columbia	4.43
7	Walton	4.32
8	Desoto	4.17
9	Baker	4.13
10	Union	4.00
11	Wakulla	3.92
12	Nassau	3.91
13	Osceola	3.84
14	Putman	3.83

Split of the Worst 7 Counties	
Intervention	4
Comparison	3

*Divorce Rate is # of Completed Divorces per Thousand Population
Source: FLHealthCharts.gov

34

What Might Success Look Like?

Ranking By Divorce Rate	2019		2020		2021	2022	2023	2024	2025
1	Okaloosa	4.99	Okaloosa	4.30					
2	Calhoun	4.81	Bay	4.03					
3	Bay	4.74	Columbia	3.99					
4	Monroe	4.71	Monroe	3.96					
5	Lafayette	4.64	Calhoun	3.83					
6	Columbia	4.43	Walton	3.58					
7	Walton	4.32	Wakulla	3.44					
8	Desoto	4.17	Union	3.23					
9	Baker	4.13	Putman	3.19					
10	Union	4.00	Osceola	3.04					
11	Wakulla	3.92	Desoto	3.00					
12	Nassau	3.91	Lafayette	2.98					
13	Osceola	3.84	Nassau	2.84					
14	Putman	3.83	Baker	2.66					

Split of the Worst 7 Counties			Split of the Worst 7 Counties				
Intervention	4	5	4	3	2	1	0
Comparison	3	2	3	4	5	6	7

*Divorce Rate is # of Completed Divorces per Thousand Population. Source: FLHealthCharts.gov

35

Ranking By Divorce Rate*	2019		1st 17 months of 7&7 Project	
1	Okaloosa	4.99	Okaloosa	4.99
2	Calhoun	4.81	Lafayette	4.45
3	Bay	4.74	Desoto	4.22
4	Monroe	4.71	Bay	4.10
5	Lafayette	4.64	Monroe	3.92
6	Columbia	4.43	Columbia	3.70
7	Walton	4.32	Union	3.67
8	Desoto	4.17	Putman	3.65
9	Baker	4.13	Walton	3.61
10	Union	4.00	Wakulla	3.42
11	Wakulla	3.92	Osceola	3.33
12	Nassau	3.91	Nassau	3.09
13	Osceola	3.84	Calhoun	2.88
14	Putman	3.83	Baker	2.64

Split of the Worst 7 Counties			Split of the Worst 7 Counties	
Intervention	4	5	2	3
Comparison	3	2	5	4

Results for the First 17 Months are Quite Encouraging!

*Divorce Rate is # of Completed Divorces per Thousand Population. Source: FLHealthCharts.gov

36

Ranking By Divorce Rate*	2019		1st 17 months of 7&7 Project	
1	Okaloosa	4.99	Okaloosa	4.99
2	Calhoun	4.81	Lafayette	4.45
3	Bay	4.74	Desoto	4.22
4	Monroe	4.71	Bay	4.10
5	Lafayette	4.64	Monroe	3.92
6	Columbia	4.43	Columbia	3.70
7	Walton	4.32	Union	3.67
Split of the Worst 7 Counties				
8	Desoto	4.17	Putman	3.65
9	Baker	4.13	Walton	3.61
10	Union	4.00	Wakulla	3.42
11	Wakulla	3.92	Osceola	3.33
12	Nassau	3.91	Nassau	3.09
13	Osceola	3.84	Calhoun	2.88
14	Putman	3.83	Baker	2.64
Split of the Worst 7 Counties				
Intervention		4	2	
Comparison		3	5	

Results for the First 17 Months are Quite Encouraging!

Changes in Divorce Rates 2019 to the 1 st 17 Months of "7&7"	
State of Florida	-5.3%
AVG of 7 Comparison Counties	-9.0%
AVG of 7 Intervention Counties	-20.0%

*Divorce Rate is # of Completed Divorces per Thousand Population.
Source: FLHealthCharts.gov

37

What is the Potential Impact on the RME Field if the Results of 7&7 Project Continue in Their Current Direction?

38

“Many philanthropists understand that the breakdown of the American family is the root cause of most of our social problems. However, it is widely believed to be an intractable problem. And most philanthropists are pragmatic – and therefore unwilling to throw away money on a problem that doesn’t have a solution. Once your field demonstrates that you have a solution to that problem, you will never need to worry about funding again because funders across the country will be lining up to give your field money to invest in these types of projects.”



David Riggs
VP of Philanthropic Strategy
Philanthropy Roundtable
March 2016

39

What Types of Funders Might be Interested in Investing in These Types of Projects?

- Private Philanthropists
 - Especially “Impact Investors” – attracted by those high ROI numbers
- Community Foundations
- State TANF agencies – using their \$5 Billion in unspent TANF funds
- Federal
 - Perhaps increase funding from \$150 million to \$500 million for HMRF grants
 - Perhaps a small allotment for CMI-type projects in next round of HMRF grants (2025)
- Anyone who cares about families or children
- Others?

40

Assuming the 7&7 Project Continues on its Current Trajectory...

The Greatest Obstacles to this Successfully Taking off Nationwide are Likely to be:

#1 – Shortage of organizations ready and able to replicate the CMI model

#2 – Low-quality implementation of the CMI model in other locations

That is why the CMI Fund is Offering the Current CMI Fund Grant Opportunity

41

Overview of CMI Fund Grant Opportunity

- Funding Amount: \$100,000 over 3 years (\$30K, \$50K, \$20K)
- **Purpose:**
 - **Capacity-building**
 - **To prepare interested organizations / communities to implement this model**
 - **Seed capital – reduce the risk for next round of Funders**
 - **Help us (CMI Fund / SAMI / NARME) to further refine the model**
- Provide 3 sets of Resources:
 - Funding of \$100,000 (over 3 years)
 - Group Training
 - **Individual one-on-one Coaching for your project**
- Application required – found on MarriageInitiatives.org
- Can fund up to 10 projects per year
 - Little Rock AR, Fresno CA, Charlotte NC awarded April 2022
- Next 2 application deadlines: August 10, 2022 and March 10, 2023

42

To Learn More About this Approach....

- 9am workshop tomorrow – Salon 1
 - Co-presented with Carl Caton (SAMI - San Antonio Marriage Initiative)
 - “Building a Community Marriage Initiative”
- Resources available on MarriageInitiatives.org
 - 2018 NARME plenary - 37 minutes
 - Next level explanation of the model
 - Description of Jacksonville project
 - 2008 Smart Marriages plenary - 90 minutes
 - Much deeper explanation of the full CMI model
 - Hear about Orange County and Fresno projects as they were happening - including reports of changes in divorce statistics we knew at that time
 - 6-page RFP (Request For Proposal) for the CMI Fund grant opportunity

43

**A Thank You
And a Request**

44